


STOPFIRE DOMESTIC BS 9251:2021 COMPLIANT

TINY IN SIZE, MIGHTY IN PROTECTION,
KEEPING YOUR FAMILY AND HOME SAFE



CAT 1



CAT 2,3 and 4 on request



Domestic



Easy to install



Compact



Ergonomic



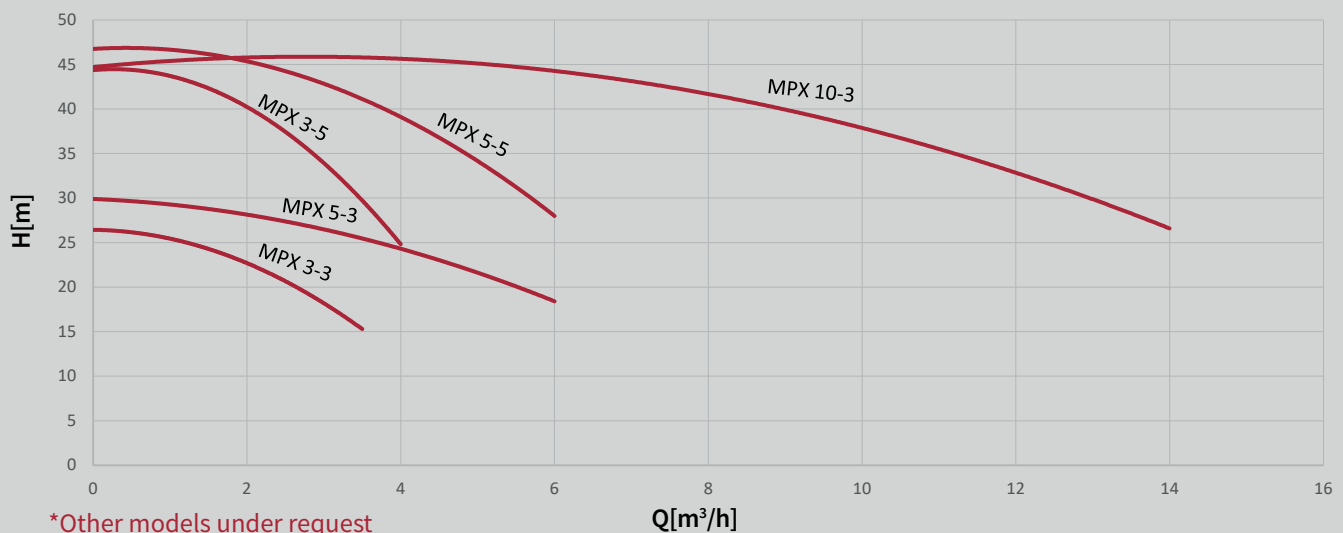
Safety



Durability



PUMP PERFORMANCE CURVES




*Other models under request

STOPFIRE DOMESTIC BS 9251:2021 COMPLIANT

ENCLOSURE

REMOVABLE



191.5 mm

★ (221.5mm)



•DCRM



•21/27



•Available in stock



480 mm

433 mm

★ (509mm)

LEGEND

- | | | |
|-----------------------------|---|--------------------------|
| 1 Control Panel | 4 Pressure Gauge | 7 AISI 304 MPX Pump |
| 2 Dual Pressure Switch | 5 Connection for Manual Test | 8 Brass Non-Return Valve |
| 3 LPCB Approved Flow Switch | 6 Automatic Test Outlet (fitted with Y strainer and solenoid valve) | 9 S235JR Enclosure |
| ★ MPX Model 10-3 | | 10 Wall mounted |

ABOUT EFAFLU:

EFAFLU has been in the firefighting systems market for over 40 years. To strengthen our commitment and connection with the United Kingdom, we opened a headquarters in Liverpool in 2011. This strategy was more than just an expansion; it was a reaffirmation of our commitment to being closer to our customers and partners, providing a more personalised and effective service to meet their needs.



Technical advice



Annual maintenance contracts



Spare parts available



EFAFLU UK

Unit 9-11 Brookfield Business
Park Muir Rd, Aintree, Liverpool
L9 7 AR
UNITED KINGDOM

T: [+44] 1515234765
E: enquiries@efaflu.co.uk

