

▶ APLICAÇÕES

Sistemas de rega por aspersão
Abastecimento de água
Redução dos níveis freáticos
Sistemas de pressurização e limpeza

▶ MATERIAIS DE CONSTRUÇÃO

Corpo da bomba: EN-GJL-250
Impulsor: EN-GJL-250
Difusor: EN-GJL-250
Veio: AISI 304
Nota: Acoplamento NEMA
Versão com arranque estrela-triângulo disponível
Versão em bronze disponível

▶ LIMITES DE UTILIZAÇÃO

Temperatura máxima do líquido: 35°C
Imersão máxima: 150 m
Instalação: Vertical ou horizontal ⁽¹⁾
Concentração máxima de areia: 100 g/m³

▶ CARACTERÍSTICAS DO MOTOR

Tipo: submersível
Tensão: 3x400V
Classe de isolamento: F
Classe de proteção: IP68
Rotação: 2900 rpm

▶ APPLICATIONS

Sprinkler irrigation system
Water Supply
Lowering groundwater levels
Pressurization and cleaning systems

▶ CONSTRUCTION MATERIALS

Pump casing: EN-GJL-250
Impeller: EN-GLS-250
Diffuser: EN-GLS-250
Shaft: AISI 304
Notes: NEMA coupling
Star delta start option available
Bronze version available

▶ WORKING LIMITS


Maximum liquid temperature: 35°C
Maximum immersion height: 150 m
Installation: Vertical or horizontal ⁽¹⁾
Maximum sand content: 100 g/m³

▶ MOTOR SPECIFICATIONS

Voltage: 3x400V
Insulation class: F
Protection class: IP68
Rotation: 2900 rpm

⁽¹⁾ Para instalação horizontal necessário montagem de camisa de refrigeração.

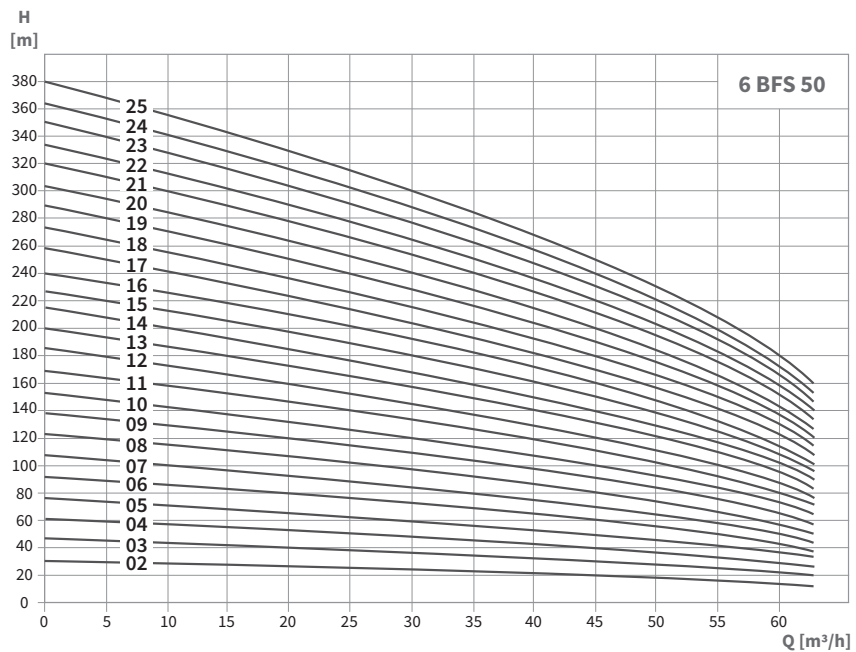
⁽²⁾ For horizontal installation is required cooling shroud.



BFS

A série **BFS** é constituída por bombas centrífugas, multicelulares, submersíveis de 6", 7", 8" e 10", destinadas à captação de águas subterrâneas construídas em ferro fundido. O acoplamento da bomba ao motor é em conformidade com a norma NEMA.

The **BFS** series consists of multistage, centrifugal, submersible pumps from 6", 7", 8" and 10", for deep well underground supply, constructed in cast iron. The coupling of the pump to the motor complies with the NEMA standard.

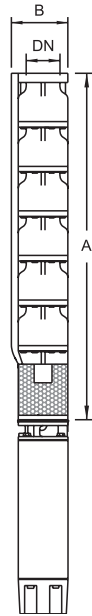
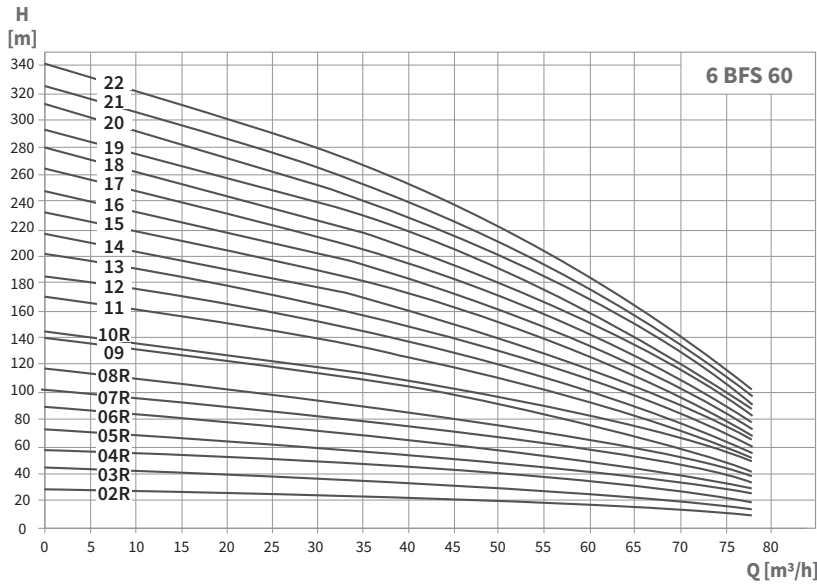


MODELO MODEL	POTÊNCIA POWER (kW)	DIMENSÕES DIMENSIONS (mm)				
		Motor	A	B	DN	Kg *
6BFS T50-02**	4,0	6"	607	153	G 3"	27
6BFS T50-03**	5,5	6"	724	153	G 3"	33
6BFS T50-04**	7,5	6"	841	153	G 3"	39
6BFS T50-05**	9,3	6"	958	153	G 3"	45
6BFS T50-06**	11,0	6"	1075	153	G 3"	51
6BFS T50-07**	13,0	6"	1192	153	G 3"	57
6BFS T50-08**	15,0	6"	1309	153	G 3"	63
6BFS T50-09**	18,5	6"	1426	153	G 3"	69
6BFS T50-10**	18,5	6"	1543	153	G 3"	75
6BFS T50-11**	22,0	6"	1660	153	G 3"	81
6BFS T50-12**	26,0	6"	1777	153	G 3"	87
6BFS T50-13**	26,0	6"	1894	153	G 3"	93

MODELO MODEL	POTÊNCIA POWER (kW)	DIMENSÕES DIMENSIONS (mm)				
		Motor	A	B	DN	Kg *
6BFS T50-14**	30,0	6"	2011	153	G 3"	99
6BFS T50-15**	30,0	6"	2128	153	G 3"	105
6BFS T50-16**	30,0	6"	2245	153	G 3"	111
6BFS T50-17	37,0	6"	2362	153	G 3"	117
6BFS T50-18	37,0	6"	2479	153	G 3"	122
6BFS T50-19	37,0	6"	2596	153	G 3"	128
6BFS T50-20	37,0	6"	2713	153	G 3"	134
6BFS T50-21	37,0	6"	2830	153	G 3"	140
6BFS T50-22/7	45,0	7"	2947	153	G 3"	146
6BFS T50-23/7	45,0	7"	3050	153	G 3"	152
6BFS T50-24/7	45,0	7"	3167	153	G 3"	158
6BFS T50-25/7	45,0	7"	3284	153	G 3"	164

* Pesos sem motor | * Weight without motor

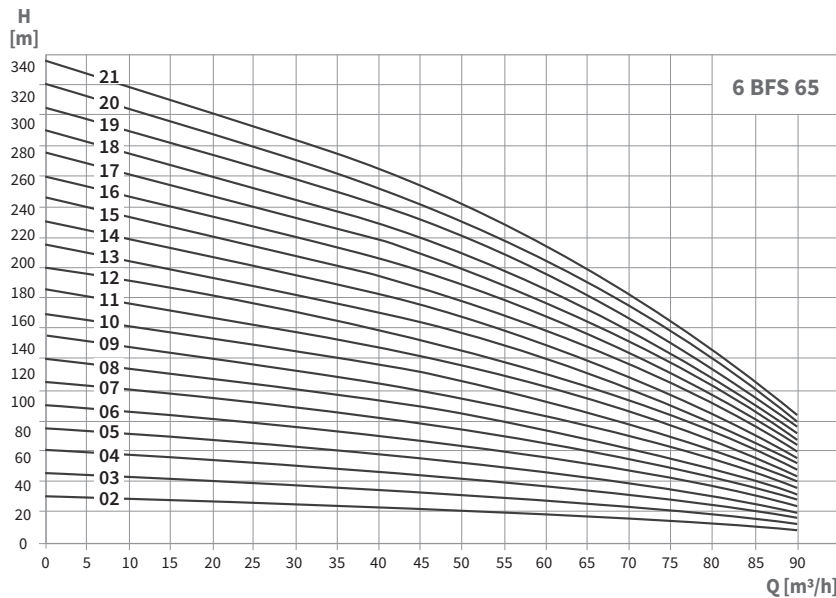
** Opção com motor Franklin sob consulta | * Option with Franklin motor on request



MODELO MODEL	POTÊNCIA POWER (kW)	DIMENSÕES DIMENSIONS (mm)				
		Motor	A	B	DN	Kg *
6BFS T60-02R**	4,0	6"	607	153	G 3"	27
6BFS T60-03R**	5,5	6"	724	153	G 3"	33
6BFS T60-04R**	7,5	6"	841	153	G 3"	39
6BFS T60-05R**	9,3	6"	958	153	G 3"	45
6BFS T60-06R**	11,0	6"	1075	153	G 3"	51
6BFS T60-07R**	13,0	6"	1192	153	G 3"	57
6BFS T60-08R**	15,0	6"	1309	153	G 3"	63
6BFS T60-09**	18,5	6"	1426	153	G 3"	69
6BFS T60-10R**	18,5	6"	1543	153	G 3"	75
6BFS T60-11**	22,0	6"	1660	153	G 3"	81
6BFS T60-12**	26,0	6"	1777	153	G 3"	87
6BFS T60-13**	26,0	6"	1894	153	G 3"	93
6BFS T60-14**	30,0	6"	2011	153	G 3"	99
6BFS T60-15**	30,0	6"	2128	153	G 3"	105
6BFS T60-16	37,0	6"	2245	153	G 3"	111
6BFS T60-17	37,0	6"	2362	153	G 3"	117
6BFS T60-18	37,0	6"	2479	153	G 3"	122
6BFS T60-19	37,0	6"	2596	153	G 3"	128
6BFS T60-20/7	45,0	7"	2713	153	G 3"	134
6BFS T60-21/7	45,0	7"	2830	153	G 3"	140
6BFS T60-22/7	45,0	7"	2947	153	G 3"	146

* Pesos sem motor | * Weight without motor

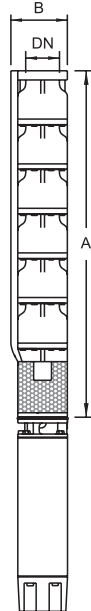
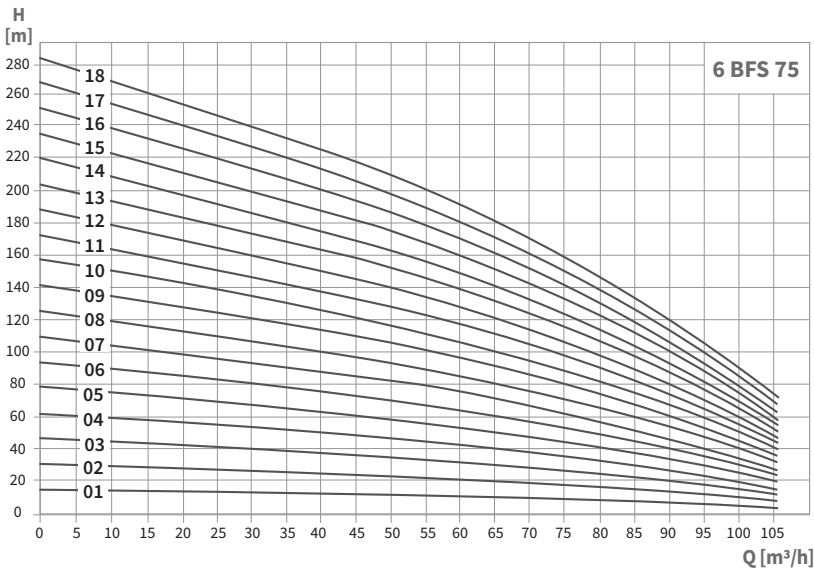
** Opção com motor Franklin sob consulta | * Option with Franklin motor on request



MODELO MODEL	POTÊNCIA POWER (kW)	DIMENSÕES DIMENSIONS (mm)				
		Motor	A	B	DN	Kg *
6BFS T65-02**	4,0	6"	607	153	G 4"	27
6BFS T65-03**	7,5	6"	724	153	G 4"	33
6BFS T65-04**	9,3	6"	841	153	G 4"	39
6BFS T65-05**	11,0	6"	958	153	G 4"	45
6BFS T65-06**	13,0	6"	1075	153	G 4"	51
6BFS T65-07**	15,0	6"	1192	153	G 4"	57
6BFS T65-08**	18,5	6"	1309	153	G 4"	63
6BFS T65-09**	22,0	6"	1426	153	G 4"	69
6BFS T65-10**	26,0	6"	1543	153	G 4"	75
6BFS T65-11**	26,0	6"	1660	153	G 4"	81
6BFS T65-12**	30,0	6"	1777	153	G 4"	87
6BFS T65-13**	30,0	6"	1894	153	G 4"	93
6BFS T65-14	37,0	6"	2011	153	G 4"	99
6BFS T65-15	37,0	6"	2128	153	G 4"	105
6BFS T65-16	37,0	6"	2245	153	G 4"	111
6BFS T65-17	37,0	6"	2362	153	G 4"	117
6BFS T65-18/7	45,0	7"	2479	153	G 4"	122
6BFS T65-19/7	45,0	7"	2596	153	G 4"	128
6BFS T65-20/7	45,0	7"	2713	153	G 4"	134
6BFS T65-21/7	45,0	7"	2830	153	G 4"	140

* Pesos sem motor | * Weight without motor

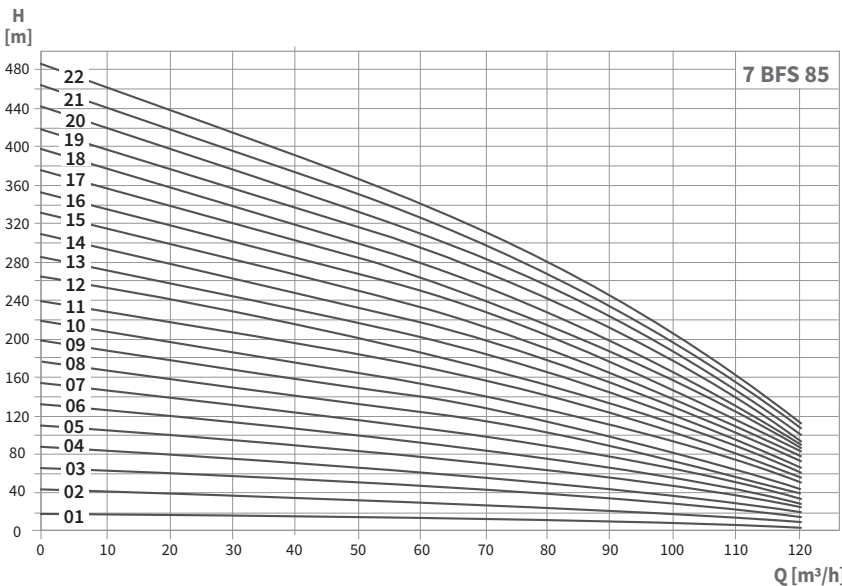
** Opção com motor Franklin sob consulta | * Option with Franklin motor on request



MODELO MODEL	POTÊNCIA POWER (kW)	DIMENSÕES DIMENSIONS (mm)				
		Motor	A	B	DN	Kg *
6BFS T75-01**	4,0	6"	490	153	G 4"	21
6BFS T75-02**	5,5	6"	607	153	G 4"	27
6BFS T75-03**	9,3	6"	724	153	G 4"	33
6BFS T75-04**	11,0	6"	841	153	G 4"	39
6BFS T75-05**	13,0	6"	958	153	G 4"	45
6BFS T75-06**	15,0	6"	1075	153	G 4"	51
6BFS T75-07**	18,5	6"	1192	153	G 4"	57
6BFS T75-08**	22,0	6"	1309	153	G 4"	63
6BFS T75-09**	22,0	6"	1426	153	G 4"	69
6BFS T75-10**	26,0	6"	1543	153	G 4"	75
6BFS T75-11**	30,0	6"	1660	153	G 4"	81
6BFS T75-12**	30,0	6"	1777	153	G 4"	87
6BFS T75-13	37,0	6"	1894	153	G 4"	93
6BFS T75-14	37,0	6"	2011	153	G 4"	99
6BFS T75-15	37,0	6"	2128	153	G 4"	105
6BFS T75-16/7	45,0	7"	2245	153	G 4"	111
6BFS T75-17/7	45,0	7"	2362	153	G 4"	117
6BFS T75-18/7	45,0	7"	2479	153	G 4"	122

* Pesos sem motor | * Weight without motor

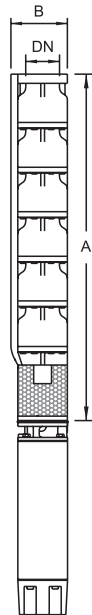
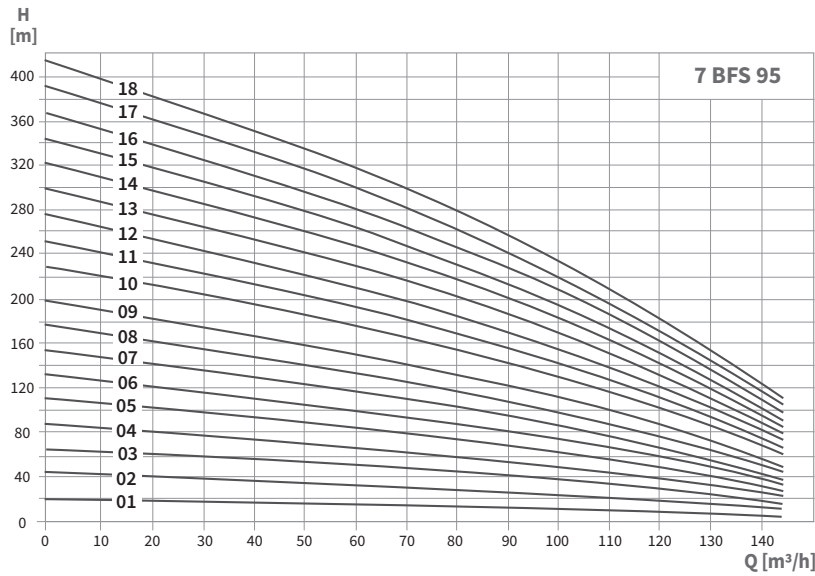
** Opção com motor Franklin sob consulta | * Option with Franklin motor on request



MODELO MODEL	POTÊNCIA POWER (kW)	DIMENSÕES DIMENSIONS (mm)				
		Motor	A	B	DN	Kg *
7BFS T85-01/6**	5,5	6"	543	180	G 4"	32
7BFS T85-02/6**	9,3	6"	678	180	G 4"	41
7BFS T85-03/6**	13,0	6"	813	180	G 4"	51
7BFS T85-04/6**	18,5	6"	948	180	G 4"	60
7BFS T85-05/6**	22,0	6"	1083	180	G 4"	70
7BFS T85-06/6**	26,0	6"	1218	180	G 4"	79
7BFS T85-07/6**	30,0	6"	1353	180	G 4"	89
7BFS T85-08/6	37,0	6"	1488	180	G 4"	98
7BFS T85-09/6	37,0	6"	1623	180	G 4"	108
7BFS T85-10	45,0	7"	1758	180	G 4"	117
7BFS T85-11	45,0	7"	1893	180	G 4"	127
7BFS T85-12/8	55,0	8"	2028	180	G 4"	136
7BFS T85-13/8	55,0	8"	2163	180	G 4"	146
7BFS T85-14/8	60,0	8"	2298	180	G 4"	155
7BFS T85-15/8	60,0	8"	2433	180	G 4"	165
7BFS T85-16/8	67,0	8"	2568	180	G 4"	174
7BFS T85-17/8	67,0	8"	2703	180	G 4"	184
7BFS T85-18/8	75,0	8"	2838	180	G 4"	193
7BFS T85-19/8	75,0	8"	2973	180	G 4"	203
7BFS T85-20/8	93,0	8"	3108	180	G 4"	212
7BFS T85-21/8	93,0	8"	3243	180	G 4"	222
7BFS T85-22/8	93,0	8"	3378	180	G 4"	231

* Pesos sem motor | * Weight without motor

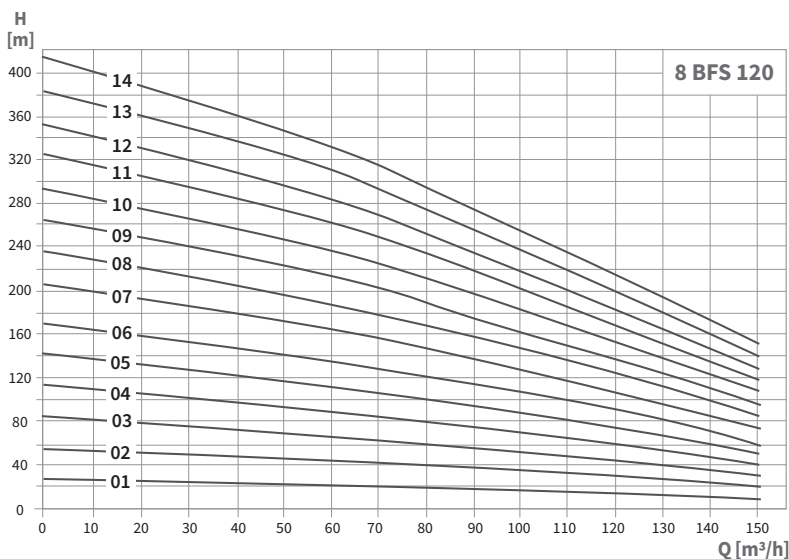
** Opção com motor Franklin sob consulta | * Option with Franklin motor on request



MODELO MODEL	POTÊNCIA POWER (kW)	DIMENSÕES DIMENSIONS (mm)			
		Motor	A	B	DN Kg *
7BFS T95-01/6**	5,5	6"	543	180	G 4" 32
7BFS T95-02/6**	11,0	6"	678	180	G 4" 41
7BFS T95-03/6**	15,0	6"	813	180	G 4" 51
7BFS T95-04/6**	22,0	6"	948	180	G 4" 60
7BFS T95-05/6**	26,0	6"	1083	180	G 4" 70
7BFS T95-06/6**	30,0	6"	1218	180	G 4" 79
7BFS T95-07/6	37,0	6"	1353	180	G 4" 89
7BFS T95-08	45,0	7"	1488	180	G 4" 98
7BFS T95-09	45,0	7"	1623	180	G 4" 108
7BFS T95-10/8	55,0	8"	1758	180	G 4" 117
7BFS T95-11/8	55,0	8"	1893	180	G 4" 127
7BFS T95-12/8	60,0	8"	2028	180	G 4" 136
7BFS T95-13/8	67,0	8"	2163	180	G 4" 146
7BFS T95-14/8	75,0	8"	2298	180	G 4" 155
7BFS T95-15/8	75,0	8"	2433	180	G 4" 165
7BFS T95-16/8	93,0	8"	2568	180	G 4" 174
7BFS T95-17/8	93,0	8"	2703	180	G 4" 184
7BFS T95-18/8	93,0	8"	2838	180	G 4" 193

* Pesos sem motor | * Weight without motor

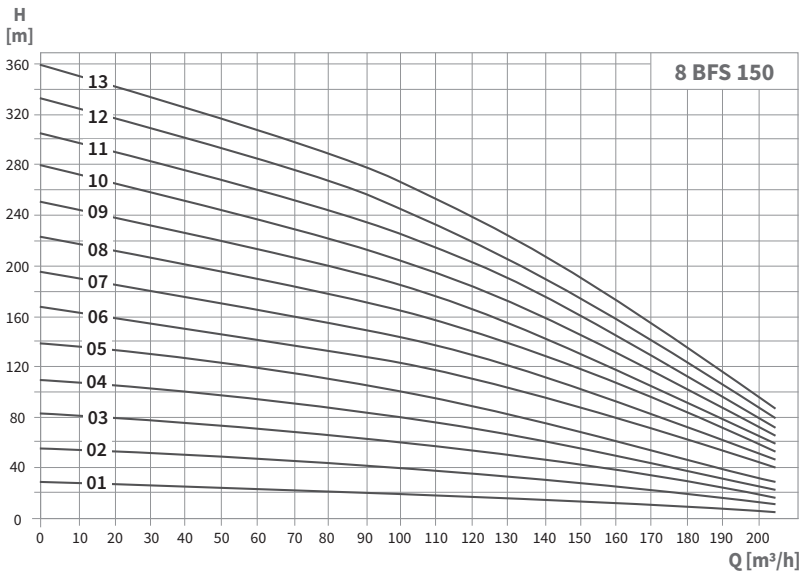
** Opção com motor Franklin sob consulta | * Option with Franklin motor on request



MODELO MODEL	POTÊNCIA POWER (kW)	DIMENSÕES DIMENSIONS (mm)			
		Motor	A	B	DN Kg *
8BFS T120-01/6**	7,5	6"	560	200	G 5" 37
8BFS T120-02/6**	15,0	6"	705	200	G 5" 49
8BFS T120-03/6**	22,0	6"	850	200	G 5" 61
8BFS T120-04/6**	30,0	6"	995	200	G 5" 74
8BFS T120-05/6	37,0	6"	1140	200	G 5" 86
8BFS T120-06/7	45,0	7"	1285	200	G 5" 98
8BFS T120-07	55,0	8"	1430	200	G 5" 110
8BFS T120-08	60,0	8"	1575	200	G 5" 122
8BFS T120-09	67,0	8"	1720	200	G 5" 135
8BFS T120-10	75,0	8"	1865	200	G 5" 147
8BFS T120-11	75,0	8"	2010	200	G 5" 159
8BFS T120-12	93,0	8"	2155	200	G 5" 171
8BFS T120-13	93,0	8"	2300	200	G 5" 184
8BFS T120-14	93,0	8"	2445	200	G 5" 196

* Pesos sem motor | * Weight without motor

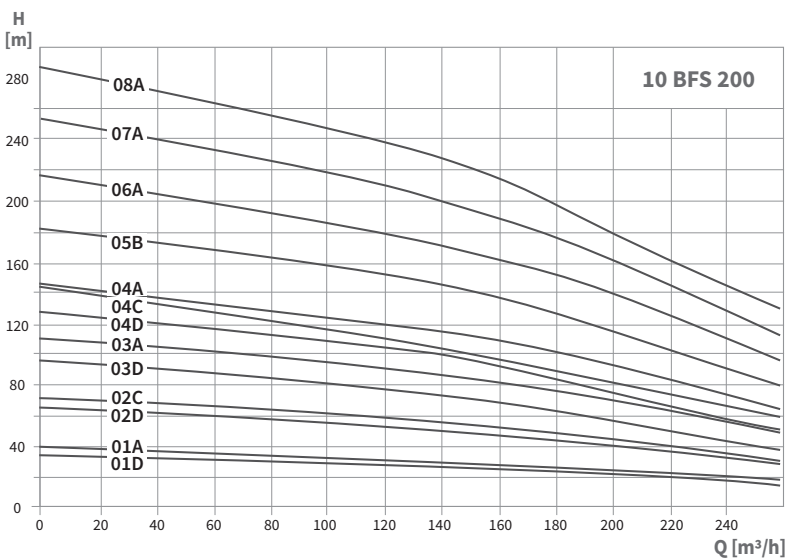
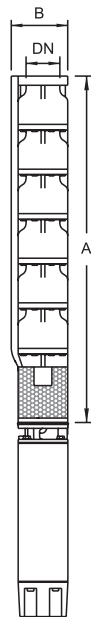
** Opção com motor Franklin sob consulta | * Option with Franklin motor on request



MODELO MODEL	POTÊNCIA POWER (kW)	DIMENSÕES DIMENSIONS (mm)			
		Motor	A	B	DN Kg *
8BFS T150-01/6**	9,3	6"	560	200	G 5" 37
8BFS T150-02/6**	18,5	6"	705	200	G 5" 49
8BFS T150-03/6**	26,0	6"	850	200	G 5" 61
8BFS T150-04/6	37,0	6"	995	200	G 5" 74
8BFS T150-05/7	45,0	7"	1140	200	G 5" 86
8BFS T150-06	55,0	8"	1285	200	G 5" 98
8BFS T150-07	67,0	8"	1430	200	G 5" 110
8BFS T150-08	75,0	8"	1575	200	G 5" 122
8BFS T150-09	83,0	8"	1720	200	G 5" 135
8BFS T150-10	93,0	8"	1865	200	G 5" 147
8BFS T150-11/10	110,0	10"	2010	200	G 5" 159
8BFS T150-12/10	130,0	10"	2155	200	G 5" 171
8BFS T150-13/10	130,0	10"	2300	200	G 5" 184

* Pesos sem motor | * Weight without motor

** Opção com motor Franklin sob consulta | * Option with Franklin motor on request

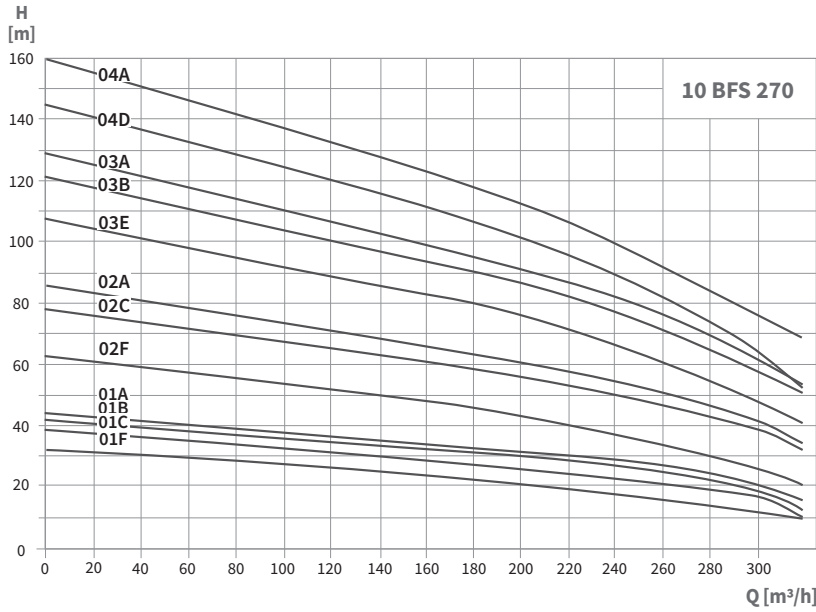


MODELO MODEL	POTÊNCIA POWER (kW)	DIMENSÕES DIMENSIONS (mm)			
		Motor	A	B	DN Kg *
10BFS T200-01D/6**	15,0	6"	770	250	G 6" 70
10BFS T200-01A/6**	18,5	6"	770	250	G 6" 70
10BFS T200-02D/6**	30,0	6"	950	250	G 6" 92
10BFS T200-02C/6	37,0	6"	950	250	G 6" 92
10BFS T200-03D/7	45,0	7"	1130	250	G 6" 114
10BFS T200-03A/8	55,0	8"	1130	250	G 6" 114
10BFS T200-04D/8	60,0	8"	1310	250	G 6" 136
10BFS T200-04C/8	67,0	8"	1310	250	G 6" 136
10BFS T200-04A/8	75,0	8"	1310	250	G 6" 136
10BFS T200-05B	93,0	10"	1490	250	G 6" 158
10BFS T200-06A	110,0	10"	1670	250	G 6" 180
10BFS T200-07A	130,0	10"	1850	250	G 6" 202
10BFS T200-08A	150,0	10"	2030	250	G 6" 224

* Pesos sem motor | * Weight without motor

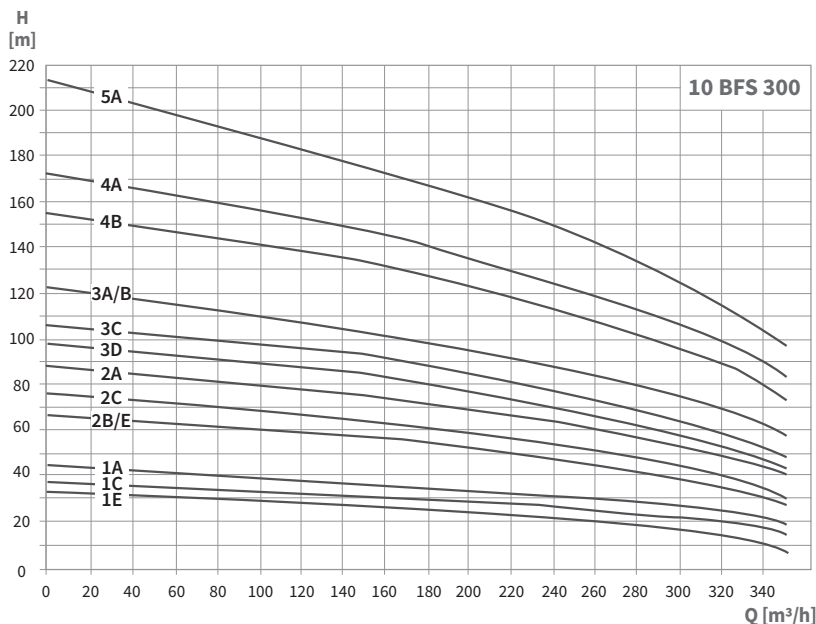
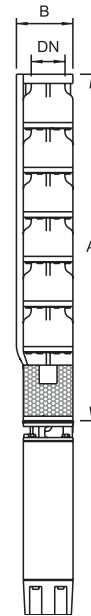
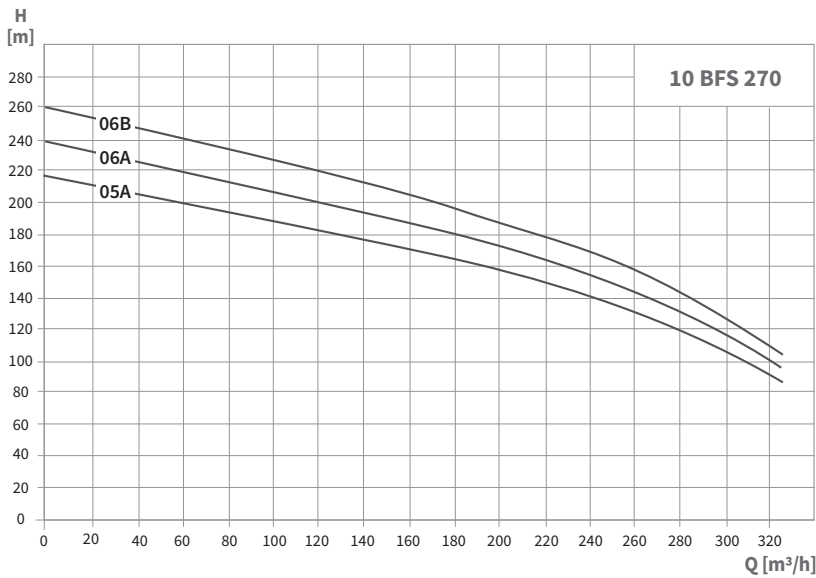
** Opção com motor Franklin sob consulta | * Option with Franklin motor on request

BFS Bombas submersíveis | Submersible pumps



MODELO MODEL	POTÊNCIA POWER (kW)	DIMENSÕES DIMENSIONS (mm)			
		Motor	A	B	DN Kg *
10BFS T270-01F/6**	18,5	6"	770	250	G 6" 70
10BFS T270-01C/6**	22,0	6"	770	250	G 6" 70
10BFS T270-01B/6**	26,0	6"	770	250	G 6" 70
10BFS T270-01A/6**	30,0	6"	770	250	G 6" 70
10BFS T270-02F/6	37,0	6"	950	250	G 6" 92
10BFS T270-02C/7	45,0	7"	950	250	G 6" 92
10BFS T270-02A/8	55,0	8"	950	250	G 6" 92
10BFS T270-03E/8	60,0	8"	1130	250	G 6" 114
10BFS T270-03B/8	67,0	8"	1130	250	G 6" 114
10BFS T270-03A/8	75,0	8"	1130	250	G 6" 114
10BFS T270-04D/8	81,0	8"	1310	250	G 6" 136
10BFS T270-04B/8	93,0	8"	1310	250	G 6" 136
10BFS T270-05A	110,0	10"	1490	250	G 6" 158
10BFS T270-06A	130,0	10"	1670	250	G 6" 180
10BFS T270-06B	150,0	10"	1670	250	G 6" 180

* Pesos sem motor | * Weight without motor
** Opção com motor Franklin sob consulta | * Option with Franklin motor on request



MODELO MODEL	POTÊNCIA POWER (kW)	DIMENSÕES DIMENSIONS (mm)			
		Motor	A	B	DN Kg *
10BFS T300-01E/6**	26,0	6"	770	250	G 6" 72
10BFS T300-01C/6**	30,0	6"	770	250	G 6" 72
10BFS T300-01A/7	45,0	7"	950	250	G 6" 72
10BFS T300-02E/B/8	55,0	8"	950	250	G 6" 95
10BFS T300-02C/8	55,0	8"	950	250	G 6" 95
10BFS T300-02A/8	67,0	8"	1130	250	G 6" 120
10BFS T300-03D/8	75,0	8"	1130	250	G 6" 120
10BFS T300-03C/8	81,0	8"	1130	250	G 6" 120
10BFS T300-03A/B/8	93,0	8"	1275	250	G 6" 120
10BFS T300-04B	110,0	10"	1275	250	G 6" 135
10BFS T300-04A	130,0	10"	1420	250	G 6" 135
10BFS T300-05A	150,0	10"	1420	250	G 6" 150

* Pesos sem motor | * Weight without motor
** Opção com motor Franklin sob consulta | * Option with Franklin motor on request